

## DUCT FANS

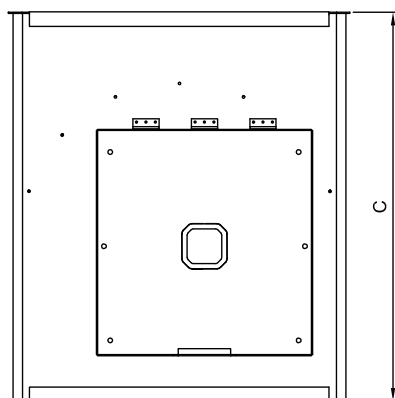
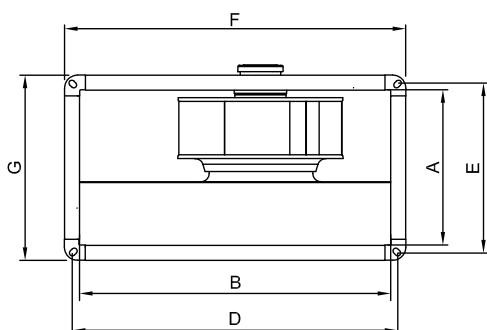
# BDKF

## AC RECTANGULAR IN LINE DUCT FANS Backward Curved



Bahcivan Brand Rectangular In-Line Duct Fans engineered for medium and large ventilation needs where space is at a premium. BDKF Rectangular fans developed and manufactured for high performance, trouble-free, and direct-to-duct operations. The motorized impeller is mounted on a hinged door - the user just swings the door out for easy access to the impeller for maintenance.

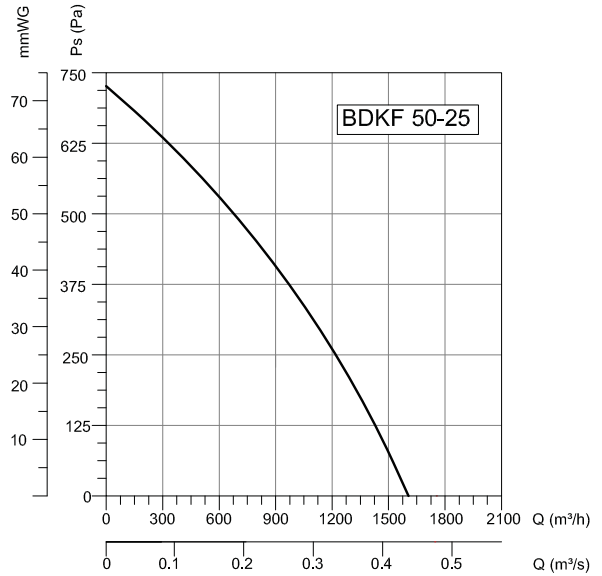
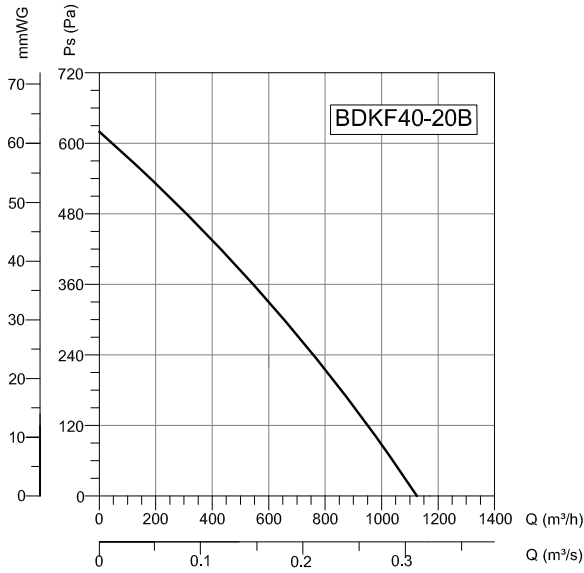
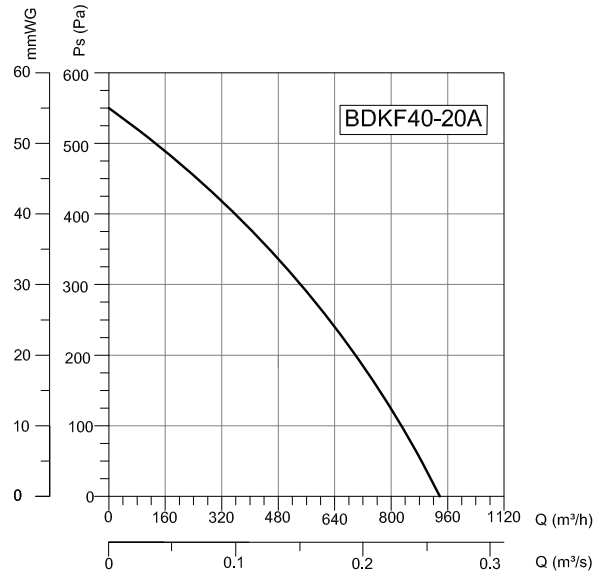
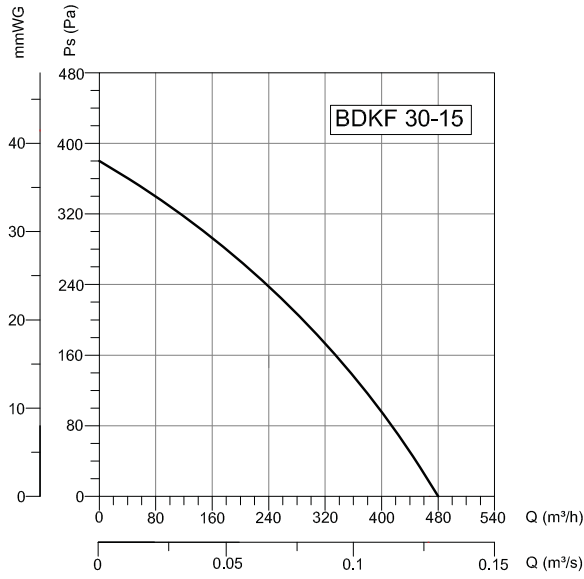
### Technical Drawings



- MATERIAL** : The housing and impeller is galvanized sheet steel.
- INSULATION CLASS** : Class B
- DIRECTIVE** : Complying with EN 60335-1, EN 60335-2-80
- PROTECTION OF MOTOR** : Thermal overload protection is available upon request.(Connector box- IP 55)
- SPEED CONTROL** : Speed can be adjusted using an optional controller.
- DIRECTION OF ROTATION** : Direction of impeller from inlet side is CW (Clock wise). As it is going to cause extra load on the wrong direction rotation must be checked carefully.
- APPLICATION AREAS** : BDKF rectangular in-line duct fan series is perfect for use in residential, commercial, and industrial environments, for ventilation applications such as:  
**Residential**; Bathrooms, toilets, utility rooms, indoor swimming pools, gyms, and storerooms.  
**Commercial**; Cafes, bars, restaurants, shops, schools, offices, factories, buildings, warehouses, night clubs, pubs, hotels, shopping centers, and leisure centers.  
**Industrial**; Equipment cooling, workshops, and spot ventilation.

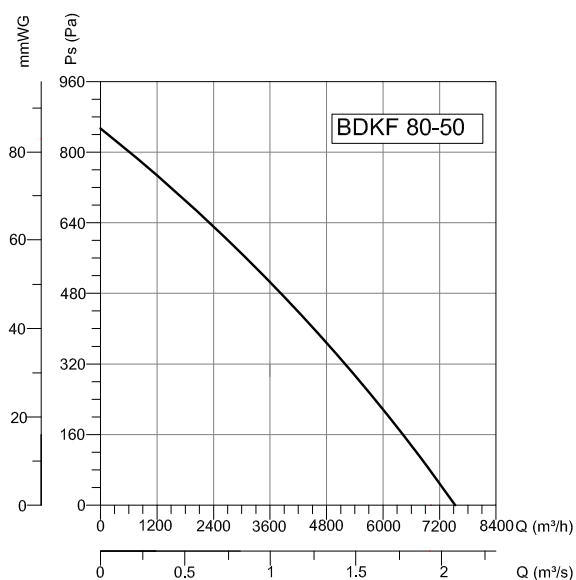
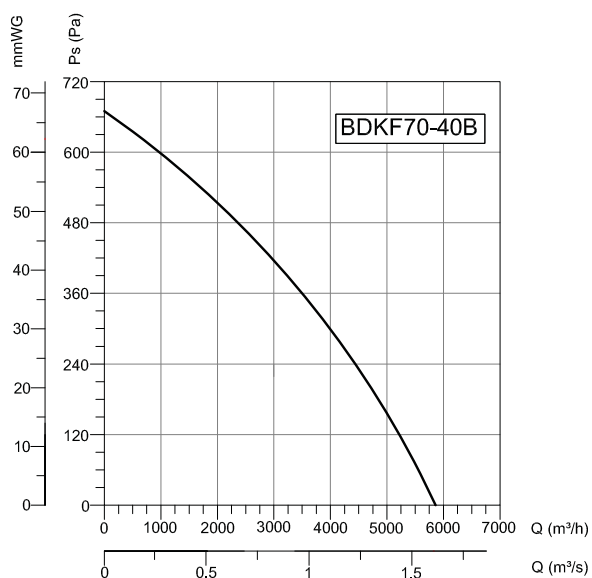
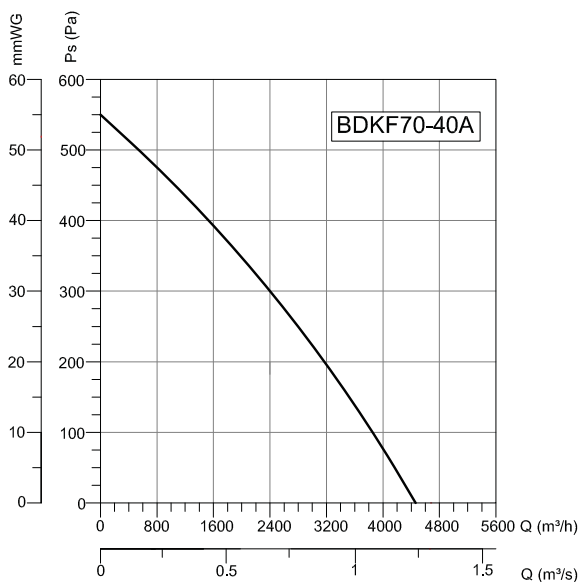
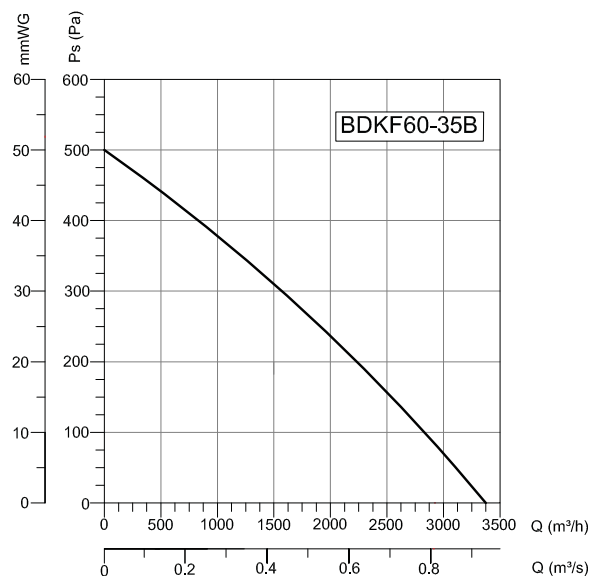
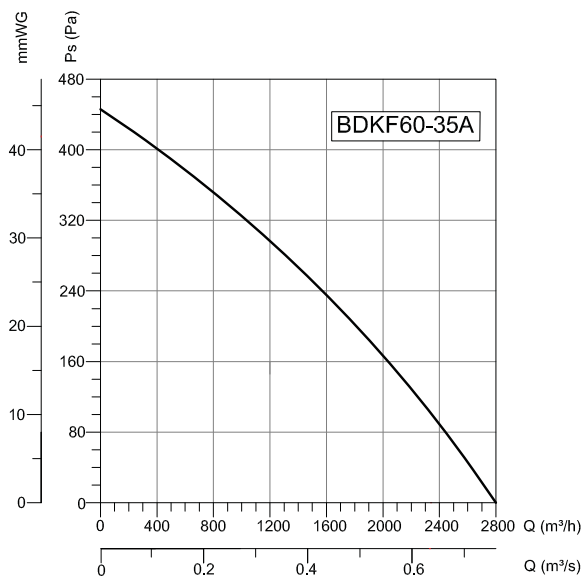
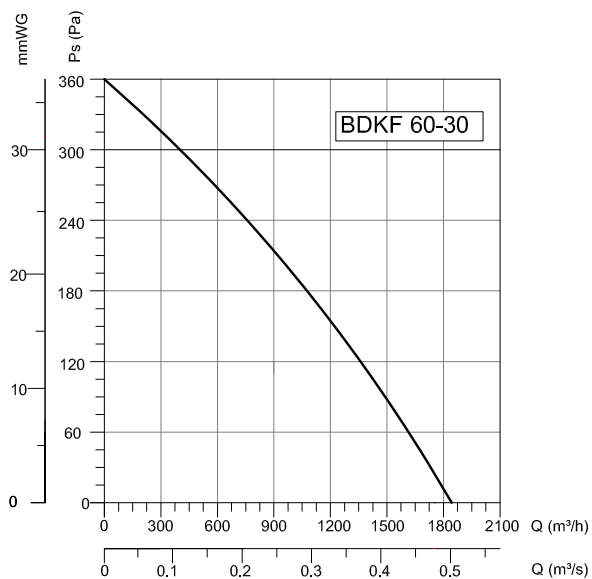
TYPE	A	B	C	D	E	F	G
BDKF 30-15	150	300	400	320	170	350	200
BDKF 40-20A	200	400	500	420	220	450	250
BDKF 40-20B	200	400	500	420	220	450	250
BDKF 50-25	250	500	565	520	270	550	300
BDKF 60-30	300	600	650	620	320	650	350
BDKF 60-35A	350	600	760	620	370	650	400
BDKF60-35B	350	600	760	620	370	650	400
BDKF70-40A	400	700	800	720	420	750	450
BDKF70-40B	400	700	800	720	420	750	450
BDKF 80-50	500	800	920	820	520	850	560
BDKF 100-50	500	1000	1050	1030	530	1060	560

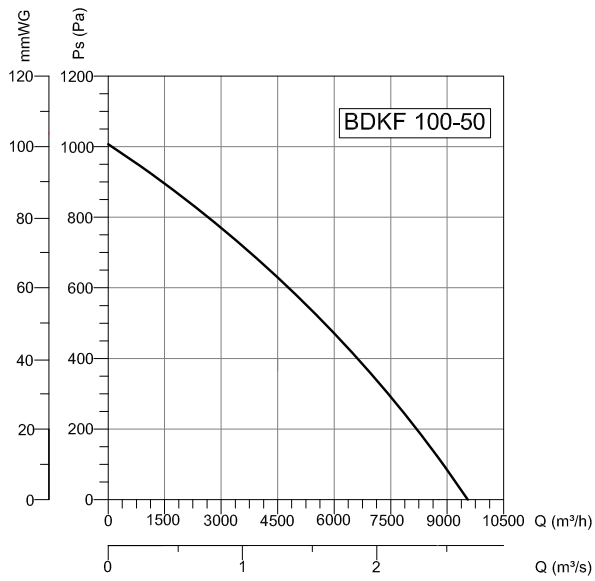
Dimensions are in (mm)




TYPE	VOLTAGE	FREQUENCY	POWER	CURRENT	CAPACITOR	SPEED	AIR FLOW	SOUND PRESSURE LEVEL	WEIGHT
	V	Hz	W	(A)	( $\mu$ F)	d/d	m <sup>3</sup> /h	dB(A)	kg
<b>BDKF 30-15</b>	230	50	90	0,4	2,5	2630	480	70	7
<b>BDKF 40-20A</b>	230	50	104	0,47	4	2645	950	73	10,5
<b>BDKF 40-20B</b>	230	50	130	0,58	5	2675	1150	75	11
<b>BDKF 50-25</b>	230	50	180	0,8	6	2635	1610	78	15
<b>BDKF 60-30</b>	230	50	147	0,66	6	1440	1850	70	29
<b>BDKF 60-35A</b>	230	50	340	0,64	6	1440	2800	72	31
<b>BDKF60-35B</b>	230	50	380	0,96	8	1420	3400	78	32
<b>BDKF70-40A</b>	230	50	620	2,06	16	1430	4500	78	44
<b>BDKF 70-40B</b>	230	50	690	3	18	1435	5900	79	46
<b>BDKF 80-50</b>	380	50	1080	2,5	-	1350	7550	79	66
<b>BDKF 100-50</b>	380	50	1670	3	-	1350	9600	80	84

# DUCT FANS





**Accessories**



DUCT FANS

ROOF FANS

AXIAL FANS

RADIAL FANS

PLASTIC FANS

VENTILATORS

SMOKE EXHAUST SYSTEMS

ACCESSORIES